



Performing Arts
Year 7: Term 6
Choreography techniques using a stimulus
Essential Learning



Key Language

Stimulus
Action
Space
Dynamics
Relationships
Motif Development

Please look at the key language above. Write a definition for each term and if you do not know any research them on the computer remember to include 'Dance' in any searches that you do.



These flashcards will help you learn key choreography terms:
[DANCE-action, space, dynamics and relationships Flashcards | Quizlet](#)

Fact Finding

There are other important words we used when choreographing dance.

1. Turn
2. Gesture
3. Stillness
4. Travel
5. Jump
6. Retrograde
7. Canon
8. Unison
9. Repetition

Write your own definition of each.

Find examples of contemporary choreography where you can see these choreographic techniques.

Tasks

1. Find good stimuli that would be a suitable starting point for a dance performance. Find; a good piece of music, a photo or painting, a poem and an object.
2. Mind map ideas for movement that link to each stimuli. See my example below.
3. Storyboard movements for a movement motif based on one of the stimuli you've picked.
4. Design and annotate a costume that would be appropriate to wear for the dancer of your motif. Explain why.
5. Film yourself performing the motif you storyboarding and send it in.

Watch:

[BalletBoyz | Rumpelstilzchen Trailer | Coming December 2022 - YouTube](#)

List 3 actions or gestures that you see.

List 2 ways in which the dancers travel in the clip.

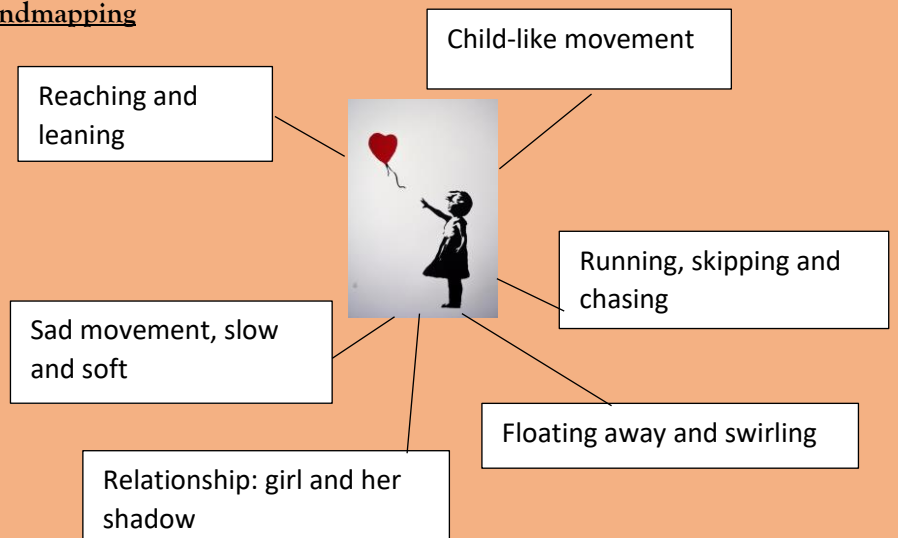
Describe one of the relationship that you see in the dance.

Did you spot of moment of repetition? What was it?

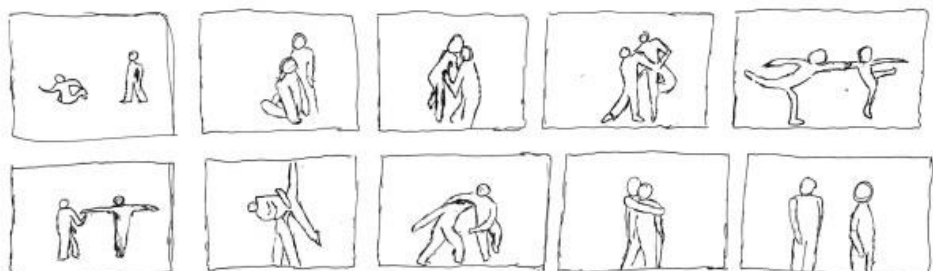
Explain a motif that had a slow dynamic.

Explain a motif that had a quick dynamic.

Mindmapping



Storyboarding






Performing Arts
Year 7: Term 4
Theatre Through Time
Essential Learning



Key Language

Ancient Greek Theatre
Commedia dell'Arte
Elizabethan Theatre
Epic Theatre
Naturalism
Physical Theatre

First task is to create a mind-map for each key theatre style above.



Look at the information on Elizabethan Theatre

[Theatre, Shakespeare and the arts - Popular culture in Elizabethan England - OCR B - GCSE History Revision - OCR B - BBC Bitesize](#)

Fact Finding

- What is amphitheatre?
- Find out 2 character names from Commedia dell'arte.
- Find out 3 play titles written in the Elizabethan era.
- Find out a play written by Bertolt Brecht.
- Research 3 actors that use 'the method' as a way to prepare for performance.
- Name a company that uses 'Physical Theatre.'

Tasks

1. Research and make a powerpoint about Ancient Greek Theatre. Include information about the theatre, plays, the chorus and masks.
2. Design or make a mask that would be suitable to be worn in Greek Theatre. Look at some original ideas online to help.
3. Commedia dell'arte was Italian comedy and plots revolves around servants and masters. Write your own scene where a servant and master have a disagreement. Look at the example below for ideas.

Servant and Master Commedia Scene

Master: I've been waiting 2 hours for supper.

Servant: I'm sorry Master. It's just that the baker boy hasn't delivered the sausages.

Master: Are you a fool? The baker boy delivers the bread.

Servant: Sorry Master. I'll go and chase the sausages.

Master: Can you bring me stew instead.

Servant: I'm afraid the butcher boy hasn't brought the carrots.

Master: The butcher boy delivers the sausages you dimwit.

Servant: I'm sorry Master. Do forgive me. My brain is in a fog today.

Physical Theatre Task

In physical theatre – actors use their body as the main way to communicate a story. Actors would use mime, gesture, dance and facial expression. Sometimes actors even create the set and props needed for the story. Make a storyboard for 'Goldilocks and the 3 Bears.' Imagine the actors don't have any set or props and need to use their bodies to create the house, the chairs, the bowls or porridge and the beds.

If you had 6 actors in your group how would you use their bodies to create all the things you need. Map the story in 6 pictures.

--	--	--	--	--	--



Look at the list of Shakespeare's plays below. Pick one to research:

- The Tempest
- Macbeth
- A Midsummer's Nights Dream
- The Taming of the Shrew



Performing Arts
Year 7: Term 3
School of Rock – Staging a Musical
Essential Learning



Key Language

Genre
Musical
Libretto
Audition
Casting
Blocking
Staging
Choreography

If you don't know any of these words your first task would be to find definitions for them all!



Website to look at:

<https://uk.schoolofrockthemusical.com/>

Fact Finding

Use the research power-point provided to find out information about the show.

https://castleschool-my.sharepoint.com/:p:/g/person/astep1_cas_tle_somerset_sch_uk/E_Sn01Rj4DdtMhWbGH_G6M3XwBzO3sS6hYA_Qcx9xmiy8z3hg?e=a2m_KHK

Tasks

1. Complete the research power-point. Link is in the top right corner.
2. School of Rock is about breaking the rules and colouring outside the lines. Research and read the lyrics for 'Stick it to the Man.' Can you write your own lyrics for the next verse?
3. Look at the scene below between Freddie and his Dad. Write your own version of the scene that shows a parent not listening to their child about something important.
4. The set for school of rock needs to be versatile (change quickly to represent lots of different locations). It is a bedroom, a living room, a classroom, a staffroom, a concert hall – can you design a set that can be changed quickly to show different places?

Look at BBC Bitesize and read the information before completing the quiz on Musical Theatre:

<https://www.bbc.co.uk/bitesize/topics/z3dqhy/c/articles/zbhqjhy>

Freddie and his Dad Scene

Freddie enters the garage and tries to avoid his father on this way into the house.

Mr Hamilton: Where's your homework?

Freddie hands his father a CD.

Mr Hamilton: I don't believe it. More music? Should I tell you what my homework was? Or how I had to chop wood and bring it in when I had finished? Jeez, Freddie, if I had your life...

Freddie: OK, Dad. I get the message.

Mr Hamilton: No, you don't. Do you know why I'm paying for this school? Or why I'm paying for an Ivy League College? So you can have any career you choose.

Freddie: I choose or you choose?

Mr Hamilton: Pick up that hammer and get to some real work.

Clip the set design:

<https://www.bing.com/videos/search?q=school+of+rock+the+musical+set&docid=608029745808213802&mid=CF51DBF2B3C14BD1E777CF51DBF2B3C14BD1E777&view=detail&FORM=VIRE>



Silent Movie Clip:

https://us.schoolofrockthemusical.com/assets/education/SOR%20US%20Education%20Guide.pdf#_ga=2.100990145.1790265369.1604482850-1348941299.1604482850

<https://www.youtube.com/watch?v=C3ejnn2gshw>



Key Language

Style
Isolation
Motif
Choreography
Influence
Call & response



Website to look at:

[capoeira | Description, History, & Facts | Britannica](#)

Fact Finding

In which country does the Gumbboot Dance come from?

Name 4 dance styles that evolved from traditional African dance.

Why did the African slaves who were transported to Brazil develop capoeira?

Name 2 moves used in the Lindy Hop and 2 movements used in the Charleston.

Name 3 characteristics of jazz dance that you might see in a musical.

Name the choreographer of the film of 'Chicago'.

Tasks

1. First of all, make sure you have researched the key language and written down a definition for all the terms.
2. Then answer the fact finding questions on different dance styles.
3. Research the characteristics of Capoeira and create an information fact sheet. The fact sheet should incorporate key features of the style, at least six key Capoeira positions and images of the movements selected.
4. Watch the six dance styles clips below and write a short review of each of the six different styles.

Six Dance Styles Clip:

<https://youtu.be/fxfTx5uotq4>

Capoeira Clips:

<https://www.youtube.com/watch?v=Z8xxgFpK-NM>

Studio Based Capoeira

<https://www.youtube.com/watch?v=6H0D8Valli0>

Capoeira on the Street



Task 4; Review Ideas

When you review a dance, you may want to consider the following:

Costume - Can you describe it? Can you draw it? How does it move?

Music - What music or accompaniment is used? Can you describe it?

Actions - What are the main movements used? Are there jumps, turns, travelling, gestures, stillness?

Motifs - Are there any movement phrases or motifs that are repeated or developed?

Formations - If the dancers are working in a group are there any patterns or formations that they create? Can you draw these?

Highlights - Is there a part of the dance you particularly liked or remember?

Musicality	Strength	Flexibility
	Timing	Control
Projection	Facial Expression	Posture
Spatial Awareness		Concentration
	Co-ordination	
Extension		Confidence

Lindy Hop - Skills Check

View the section of dance below and write down the skills in the box to the left that you think you need to perform Lindy Hop.

<https://www.youtube.com/watch?v=VmvKrPUo97E>



Performing Arts
Year 7: Term 1
Silent Movies
Essential Learning



Key Language

Mime
Gesture
Slapstick
Fight/Chase Sequence
Rule of 3
Comedy
Larger than life characters
Facial expressions
Charlie Chaplin

If you don't know any of these words your first task would be to find definitions for them all!



Website to look at:

<https://www.bbc.co.uk/bitesize/guides/zyr7fg8/revision/9>

Fact Finding

What year was the first Silent Movie?

Who were the famous Silent Movie actors?

Which country made the first Silent Movie?

How can the Silent Movie style be described?

Can you find any titles of famous Silent Movies?

What was the plot line or storyline of the movie?

Tasks

1. First of all make sure you have researched the key language and written down a definition for all the terms.
2. Then answer the fact finding questions on Silent Movies.
3. Next you need to design your own Silent Movie character. This character needs to be in trouble and escaping someone or something. See the example.
4. Then you are going to write a 10 point Silent Movie story - see the example.
5. Watch some Silent Movies on You Tube by following the links.

Silent Movie Character:

Name: *Rodge the Dodge*

Job: *Bank robber extraordinaire*

Appearance: *He is unusually small and wiry with a big mop of black curls and a handle bar moustache. He dresses all in black, with black gloves and hat. Always carries a rucksack for the things he steals.*

Reason why he is in trouble: *Rodge recently broke into the house of a heavy weight boxing champion. The boxer woke up as Rodge was stealing a very expensive golden trophy. He was caught red handed and had to jump out from the first floor of the house to escape the boxer.*

Associates: *Rodge is caught up in an elaborate plot to help an inmate at the local jail escape. The criminal is called Jake Dead Eyes and he is deadly.*

10 Point Plot Example:

1. Rodge the Dodge is in a prison cell.
2. The guard falls asleep and Rodge steals his keys and unlocks the cell.
3. On escaping Rodge feels very hungry and so steals something from the local veg card.
4. The veg card owner spots him and gives chase. Calls the police.
5. The police arrive and attempt to locate Rodge the Dodge.
6. Rodge the Dodge jumps over a fence into a garden.
7. He climbs the drain pipe of a house and breaks in.
8. Rodge spots a rather expensive Golden trophy which he pinches and puts into his rucksack.
9. The owner of the house wakes up - he is a boxer and starts to chase Rodge who jumps out of a window.
10. Rodge makes a quick getaway from the boxer but runs straight into the hands of the police.



Silent Movie Clip:

<https://www.youtube.com/watch?v=KizWmgfCzUs>

<https://www.youtube.com/watch?v=AkLnj5pJtDI&list=RDKizWmgfCzUs&index=4>