






IDENTITY



LEARNING MAP *IDENTITY*

A01 Develop ideas through investigations, demonstrating critical understanding of sources

- **Studying** key artists **that will inform your practical work**
- **Creating work that shows a strong visual connection to the work of artists and visual inspiration**
- Produce a case study showing analytical understanding **of your chosen artist, exploring subject, process, mood, context and ideas**
- **Developing** the identity **theme** through visual sources

A02 Refine work by exploring ideas, selecting and experimenting with appropriate media, materials, techniques & processes

- Selecting relevant **media & materials** throughout the project
- **Exploring** a range of alternative techniques through copies, response pieces and your own experiments
- Developing your own skills by **applying knowledge from previous projects** into new themes


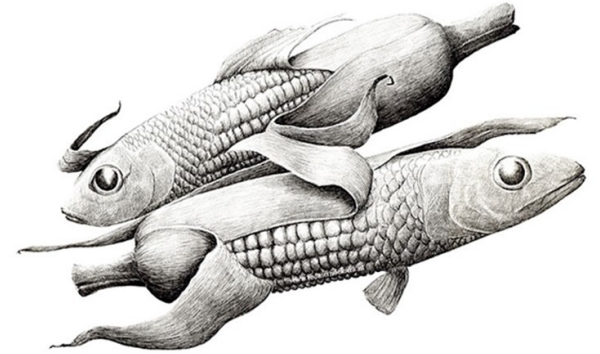


A03 Record Ideas, observations and insights relevant to your intentions as your work progresses

- **Best observational studies** showing a range of approaches to studying figures & faces through life drawing and skill based sessions
- **Photoshoots** exploring lighting , pose & expression linking to your ideas
- **Sketch planning** with notes on how you could take your work in a personal direction
- Using photography to record research as a foundation for personal responses

A04 Present a personal and meaningful response that realises intentions and demonstrates understanding of visual language

- **Working in a more sustained way** to develop pieces of work to a finished quality, showing you have understood the importance of line, tone, shape, texture & colour.
- Show you have learnt from the ideas and skills of relevant artists.
- **Presenting a response** to your chosen themes to take your work in personal directions, drawing on personal ideas & experiences.

FUSION



LEARNING MAP *FUSION*

A01 Develop ideas through investigations, demonstrating critical understanding of sources

- **Exploring the theme of 'Fusion'** and how it could be explored through a variety of sub-themes (e.g. fusing dreams and nightmares or science and art)
- **Studying** key artists and visual inspiration **that will inform your practical work.** Focusing on artists that match the themes you are interested in exploring making your response more personal from the start of the project.
- Explore your chosen theme direction with some **level of independence and choice**
- Gathering resources and **inspiration from a wide range of sources** including artists, imagery, your own photos and an educational visit (Pitt Rivers/Oxford Natural History museum)

A02 Refine work by exploring ideas, selecting and experimenting with appropriate media, materials, techniques & processes

- Selecting relevant **media & materials** throughout the project, focusing on building on your strengths from previous coursework
- **Exploring** a range of alternative techniques through copies, response pieces and your own experiments
- Developing your own skills by **applying knowledge from previous projects** into new themes
- Focusing on **your use of visual language** and how you can represent ideas through media choices

A03 Record Ideas, observations and insights relevant to your intentions as your work progresses

- **Best observational studies** showing a range of approaches to studying the theme of 'Fusion' through metamorphosis drawings, studies and personal responses as the project progresses.
- **Photoshoots based on your theme** to help you develop stronger ideas
- **Sketch planning** with notes on how you could take your work in a personal direction, focusing on the quality of your use of visual language including composition.
- **Building on your primary research by observing and recording from real life.** Objects, your own photos and artefacts on the educational visit.

A04 Present a personal and meaningful response that realises intentions and demonstrates understanding of visual language

- **Working in a more independent way** to develop pieces of work to a finished quality, showing you have understood the importance of line, tone, shape, texture & colour.
- Show you have learnt from the research you have carried out and that all work connects from start to finish, **creating a clear journey through your work.**
- **Presenting a response** to your chosen themes to take your work in personal directions, drawing on personal ideas & experiences.

DISCOVERY

Introductory



LEARNING MAP *DISCOVERY*

A01 Develop ideas through investigations, demonstrating critical understanding of sources

- **Respond to a gallery visit** through a double page presentation
- Include your thoughts & opinions on art that might inform your own ideas
- Relate your class work to the wider world of art
- Structured **written analysis** that shows deeper understanding of art images

A02 Refine work by exploring ideas, selecting and experimenting with appropriate media, materials, techniques & processes

- Explore the properties and techniques which can be used with a **wide range of art materials**, including dry materials, paint and print making
- Get close—using a **viewfinder** to enlarge. Explore art materials to suit the qualities of an object
- Exploring the technique of artists through media use and studies
- Understanding how to make the right choices when creating your own work and how you refine this

A03 Record Ideas, observations and insights relevant to your intentions as your work progresses

- A **sequence of drawings**—wrapping & unwrapping objects, noticing **line, tone & texture**.
- A selection of observational drawings using a variety of media looking at their qualities and relevance to the subject matter
- Learning how to use photography as a method of recording research, ideas and creating your own resources
- Written notes that **evaluate what you have learnt** & how you might use each skill

A04 Present a personal and meaningful response that realises intentions and demonstrates understanding of visual language

- **Working in a more sustained way** to develop pieces of work to a finished quality, showing you have understood the importance of line, tone, shape, texture & colour and have made the appropriate choices for your theme
- Bring in **personal ideas/ objects or locations** to help you make work that is original to you
- Show you have learnt from the ideas and skills of relevant artists through your own responses