

GCSEs in French, German, Mandarin and Spanish MFL (Pearson Edexcel)





The Castle School

ACHIEVE | BELONG | PARTICIPATE

Modern Foreign Languages

Simon Floyd
Head of MFL

Louise Hopkins
Second in MFL

Theme 1: Identity and culture

- Who am I?: relationships; when I was younger; what my friends and family are like; what makes a good friend; interests; socialising with friends and family; role models
- Daily life: customs and everyday life; food and drink; shopping; social media and technology (use of, advantages and disadvantages)
- Cultural life: celebrations and festivals; reading; music; sport; film and television

Theme 2: Local area, holiday and travel

- Holidays: preferences; experiences; and destinations
- Travel and tourist transactions: travel and accommodation; asking for help and dealing with problems; directions; eating out; shopping
- Town, region and country: weather; places to see; things to do

Theme 3: School

- What school is like: school types; school day; subjects; rules and pressures; celebrating success
- School activities: school trips; events; exchanges

Theme 4: Future aspirations, study and work

- Using languages beyond the classroom: forming relationships; travel; employment
- Ambitions: further study; volunteering; training
- Work: jobs; careers; professions

Theme 5: International and global dimension

- Bringing the world together: sports events; music events; campaigns and good causes
- Environmental issues: being 'green'; access to natural resources

Themes and Topic Areas



Directly building on knowledge and skills from KS3

spontaneous speaking

extended writing (from memory)

reading and listening

key vocabulary

phonics

translation

grammar

use of literary texts / authentic material

GCSEs in Modern Foreign Languages are assessed in exams at the end of year 11 as follows:

25% listening

25% speaking

25% reading

25% writing

Tiers of entry

- Either foundation in all 4 skills or higher in all 4 skills (it is not possible to mix and match).
- The highest possible grade on the foundation paper is a grade 5.

OVERVIEW

- The four papers at a glance

Paper 1: Listening and understanding.

Foundation tier:
35 minutes including 5 minutes reading time; 50 marks.

Higher tier: 45 minutes including 5 minutes reading time; 50 marks.

25% of the total qualification.

Paper 2: Speaking. Internally conducted and externally assessed.

Foundation tier: 7-9 minutes plus 12 minutes preparation time; 70 marks.

Higher tier: 10-12 minutes plus 12 minutes preparation time; 70 marks.

25% of the total qualification.

Paper 3: Reading and understanding.

Foundation tier: 45 minutes; 50 marks.

Higher tier: 1 hour; 50 marks.

Including translation from the target language into English.

25% of the total qualification.

Paper 4: Writing

Foundation tier: 1 hour 10 minutes; 60 marks.

Higher tier: 1 hour 20 minutes; 60 marks.

Including translation from English into the target language.

25% of the total qualification.

Speaking Overview

Task 1 - Role play based on one topic allocated by Pearson.

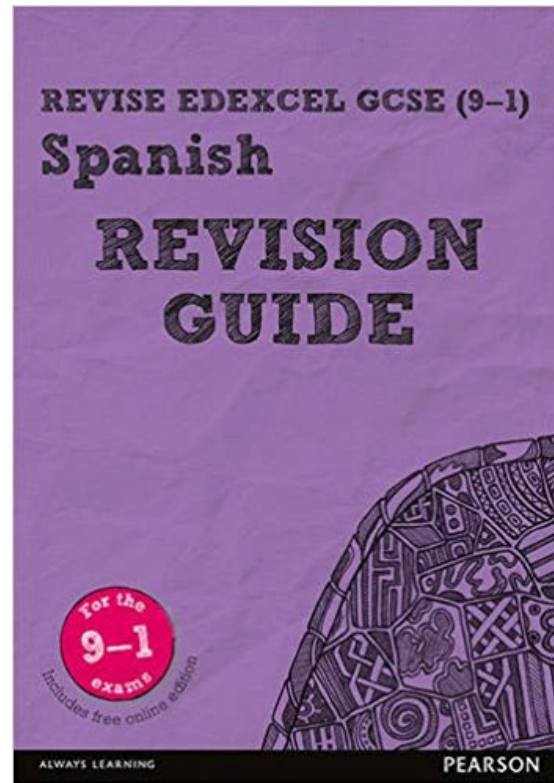
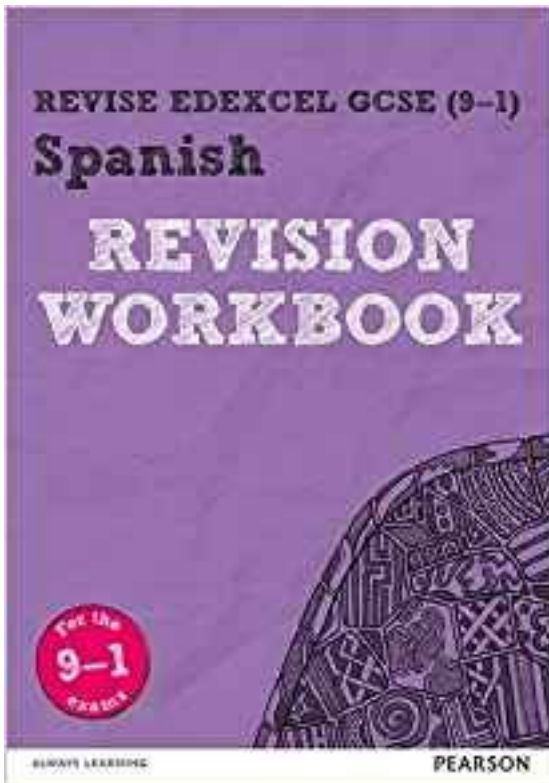
Task 2 - A task containing a picture and questions drawn from one topic. This is allocated by Pearson at the time of assessment.

Task 3 - conversation based on two themes. The first based on the topic chosen by the student and the second selected by the teacher from a choice of two themes allocated by the exam board.

Key resources

For French, German and Spanish, pupils should all have a revision guide and a revision workbook. These are the most useful revision resources as they contain reading and listening questions on all topics that will be tested in the exams as well as worked examples.

Note: new versions of these books are green!

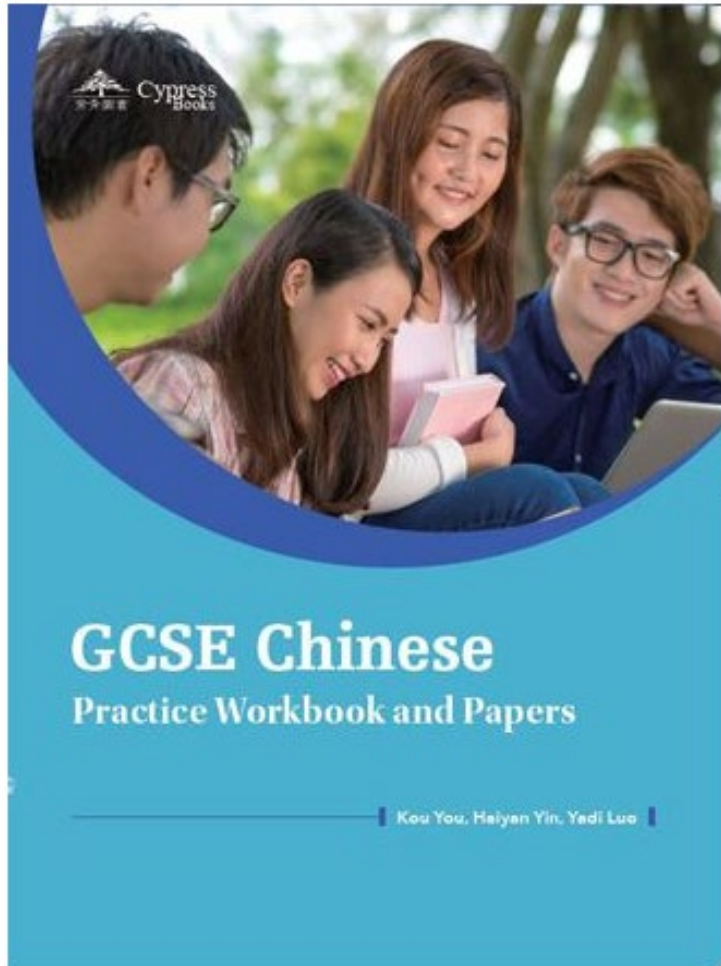


Listening files for Edexcel workbook:
www.pearsonschoolsandfecolleges.co.uk/secondary/GlobalPages/mfl-91-revision-audio-samples/GCSE-MFL-91-audio-files.aspx

All students should have these. The workbook is essential. The revision guide is highly recommended. Books can be purchased from student reception.

Key resources

For Mandarin, pupils should all have a revision workbook. These are the most useful revision resources as they questions on all topics that will be tested in the exams.



All students should have these. The workbook is essential. Books can be purchased from student reception.

Students will be provided with additional booklets and resources in upcoming lessons (no charge).

Speaking booklets – all languages

GCSE Spanish



Speaking Booklet:

General Conversation

(junio 2022)

Nombre: _____

Profesor(a): _____


For all languages students will be given a speaking booklet.

They can build up a bank of answers, which can then be used to prepare for the speaking and writing exams.

It is important that students keep this safe, write answers as part of their homework and use these to revise from.

Mandarin

Textbooks can be taken home. The cost of this is £20 and the money will be returned in full at the end of the course if the book is handed back in good condition.

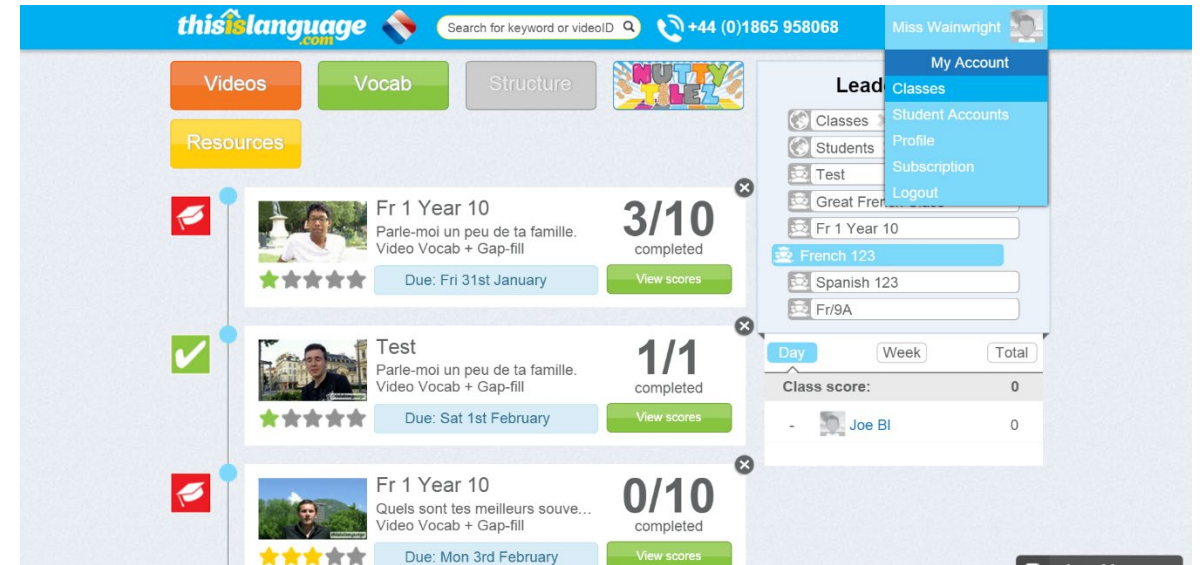


thisislanguage.com – French, German, Spanish

This is an excellent website for practising listening skills, learning vocabulary and grammar.

You should be logging in regularly. You can search the videos by topic.

Your teacher will set regular homework.



Revision and support sessions for MFL

Sessions on a Wednesday after school for French, German, Mandarin.

Spanish – Friday after school.

Other apps and websites

- Duolingo – 1000s of words to learn and practise in a fun way. Free to download. Can also be accessed as a website or app.
- Quizlet – Search for Edexcel GCSE sets of flashcards in the language you are studying and learn them using a variety of games and activities. You can also create your own sets of flashcards. Free to download. Can also be accessed as a website.



Search Quizlet by teacher:
French – lhopkinsJ3
German and Spanish – sfloyd2
Mandarin - zgan

Tips for revising

- **Regular revision** is key; languages will stick in your brain more easily if you do not leave days without seeing or hearing them. Remember: 'little and often'.
- Ensure that you split your revision time between the **four skills**: listening, speaking, reading and writing. Remember that you will also need to complete translation tasks as part of the reading and writing exams.
- Make sure you know **key verbs** and that you are confident in manipulating these into a **range of tenses**. You need to demonstrate that you can use tenses correctly in your speaking and writing exams.

Key things to do

- Prepare well for speaking. Use your speaking booklet to prepare answers. Make sure that you know a range of higher level phrases that you can apply across topics.
- Use the Personal Learning Checklists for subject content and grammar. Students can RAG rate their confidence levels against the topics and use the Edexcel revision guides and resources in their books to fill any gaps in knowledge. Work through this systematically and make sure that you are confident with each topic.
- Work through the Edexcel revision guide and workbook.
- Create revision flashcards / mindmaps for key vocabulary.
- Use www.thisislanguage.com to practise listening and vocabulary.
- **Check Classcharts for specific information from your class teacher.**

Tips for revising

Watch movies with subtitles in the language you are learning

- Follow what's being said without having to decipher only the spoken language.
- Find a short scene with plenty of dialogue between two characters. Watch it with the subtitles a few times until you can distinguish every word. Then watch it a few more times without the subtitles, listening carefully to the words and how they're spoken. Which parts of the words are stressed? Where are the pauses? Which words or phrases are strung together to sound like a single word?
- Say the lines out loud as the character says them, then switch parts and respond to the words that are spoken. Do this enough times and you'll never forget how those certain words and phrases are pronounced.

Tips for revising

Listen to songs in the language you are learning

- Music is a universal language, and an excellent way to train your ears to listen to a foreign language.
- Starting with just the refrain, sing along with the song until you can do it from memory. Then move on to the rest of the song. The good thing about learning with music is that it has a way of sticking in your brain and helping you to remember the words.

Tips for revising

Watch the news in the language you are learning

- The good thing about the news is that it's always very clearly spoken with minimal accent and slang. It's also good for a beginner because it generally uses easier sentence constructions, simple declarative statements and clear descriptions.

Try searching for 'news in slow Spanish/German/French'.

Tips for revising

Read Aloud

- Read text in your target language out loud. Start out by reading a news article, and then add more articles until you're reading for about fifteen minutes a day.

Write More

- Reading and listening are activities in which you *consume* language. Speaking and writing are activities in which you *produce* language. So when it comes to language skills, speaking and writing are like close cousins.
- Something that bridges the gap between writing and speaking? Online chatting/instant messaging. These are more real time, but you can still slow down and get a little help from the dictionary when you get stuck.

Talk about a topic.

- This is a tried and tested exercise that's common in language classrooms. Think of a topic. Then talk about it. Sample topics you might talk about include:
 - Your personal history
 - Your family
 - What you did over the weekend
 - A sport you like to watch
 - Your favourite animal

This is a good thing to do when you're talking to yourself. With this drill, you can quickly and identify what you're having trouble saying, and then learn the vocab or sentence structures.

Tips for revising

- **Learn vocabulary** – use vocabulary lists that you have been given, as well as links to Memrise and Quizlet, which you should use to help you learn this vocabulary. Create mindmaps and flashcards.
- Do the **reading, listening and writing exercises** in the **Edexcel GCSE Revision Workbook**. You could also read articles of interest online, listen to online radio or watch videos on Youtube etc in the language you are learning.

GCSEs in French, German, Mandarin and Spanish MFL (Pearson Edexcel)

